

National Taiwan University

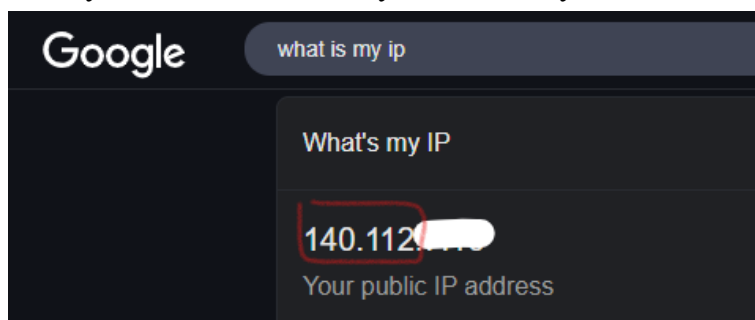
Educational Authorization Softwares : Office 2024 for Windows

Installation Guide

Please check the following requirements before installing:

A. Make sure your device is under **NTU IP environment (140.112.xxx.xxx)**

- You may browse "What is my IP" to find your current IP address.



- If you are not in NTU campus, you can connect to **NTU SSL VPN**, please click <https://ccnet.ntu.edu.tw/vpn/> for the tutorial.

B. Make sure you have uninstalled **any other version of Microsoft Office** from your device. You can check "control panel" or use [uninstall troubleshooter](#) provided by Microsoft's official website.

Do not just manually delete system folders in case installation fails.

C. Make sure the clock of your device is synced, and the time zone should be **Taipei, UTC+8**.

D. This Office version is based on **KMS authorization**, which requires re-activation **every 180 days**.

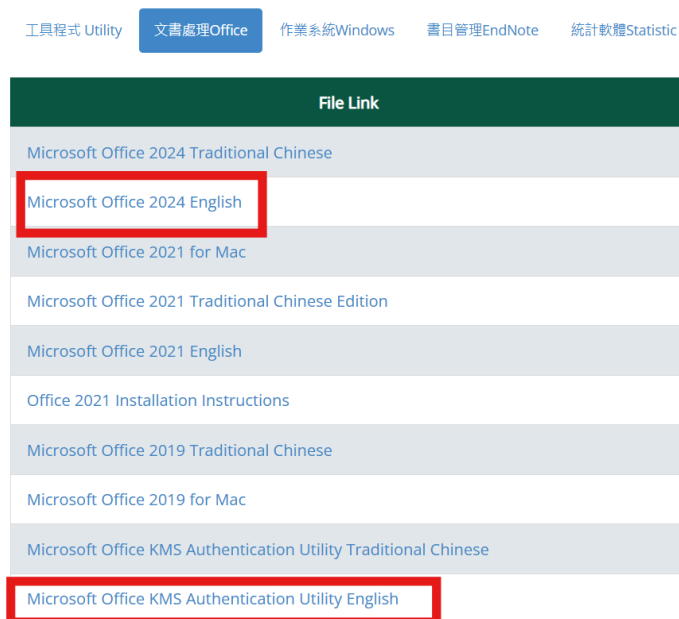
- If your device is not in NTU IP environment during automatic activation, you would have to manually run the KMS software (See step #7 for details.)
- If you are not in NTU campus, you can connect to **NTU SSL VPN**, please click <https://ccnet.ntu.edu.tw/vpn/> for the tutorial.

E. If the installation failed and can't be solved by the adjustments mentioned above, it's suggested to have your device restored, please contact PC stores for assistance.

1. Please browse <https://download.cc.ntu.edu.tw> and log in NTU account.
Choose 【Download】 > 【文書處理Office】 , then download the following two files:

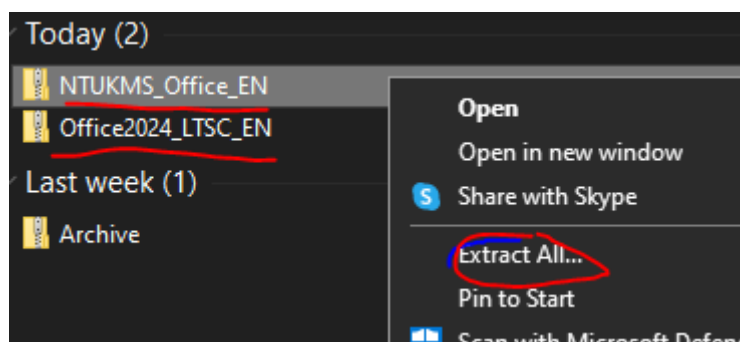
Software file: 【Microsoft Office 2024 English】

Authentication file: 【Microsoft Office KMS Authentication Utility English】

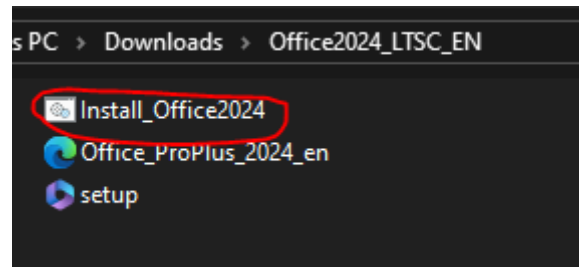


If you encountered “***This File Can’t Be Downloaded Securely***” warning message, please click 【**Keep**】 to continue.

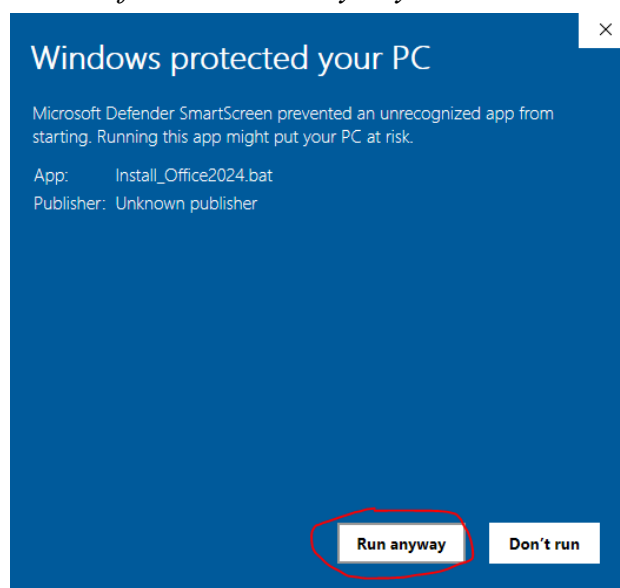
2. After downloading the files, **please EXTRACT them first**
(DO NOT execute them directly)



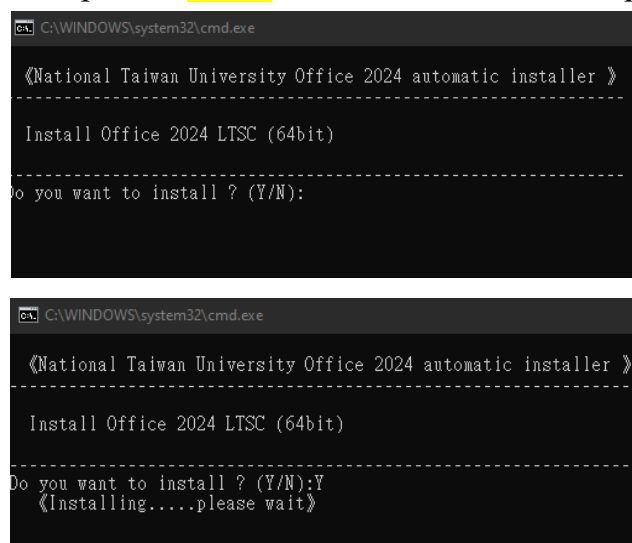
3. Please open the folder where the extracted files are, and keep internet ON.
Then click **【Install_Office2024.bat】**




*If you encountered "Windows protected your PC",
please click **【More info】** > **【Run anyway】***



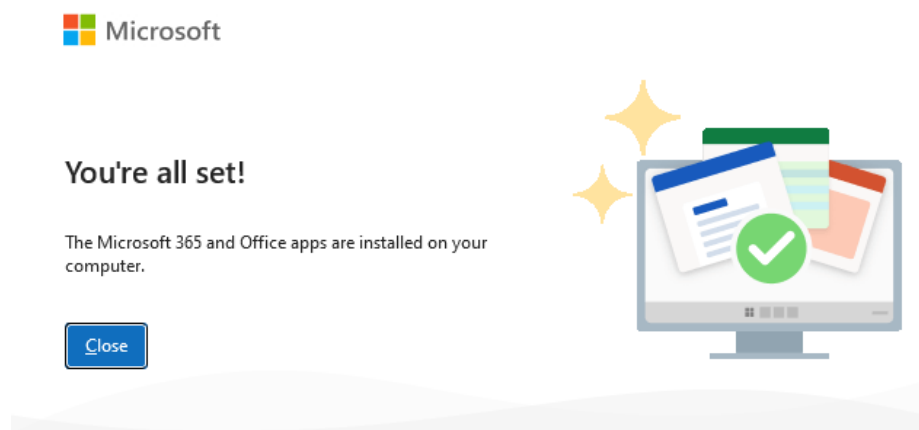
4. You will see the question on the screen "Do you want to install? (Y/N)"
Please type **【Y】** then press **【Enter】** to start the installation procedure.



5. Please wait until “Office 2024 for Windows” is installed successfully.



6. When you see “You’re all set!” or “Installation successful”, it’s time you can turn off those two windows.



```
C:\WINDOWS\system32\cmd.exe

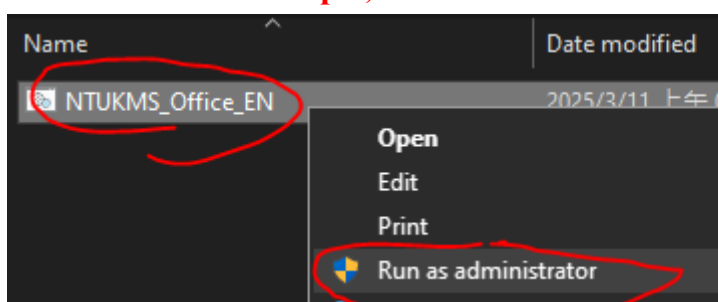
《National Taiwan University Office 2024 automatic installer》
-----
Install Office 2024 LTSC (64bit)
-----
Do you want to install ? (Y/N):Y
《Installing.....please wait》
《Installation successful》
Press any key to continue . . .
```

7. Please go back to the folder, and **right click** the file **【NTUKMS_Office_EN.bat】** then click **【Run as administrator】**

- * The file “NTUKMS_Office_EN.bat” must be extracted in advance.
- * KMS authentication file and Office installation file **are under different folders.**
- * **KMS authentication file can NOT be applied to any other Office version that’s not downloaded from <https://download.cc.ntu.edu.tw> , including Office 365, Office Home Edition, etc.**

Make sure the following two things before authentication:

- A. Your device’s IP location is in **NTU (140.112.xxx.xxx).**
- B. Your device's time zone is **Taipei, UTC+8.**



8. If you see the message **<Product activation successful>** , that means the authentication is done successfully, so you can press any key to continue.

```

C:\WINDOWS\System32\cmd.exe
Copyright (C) Microsoft Corporation. All rights reserved.

--Processing-----
Successfully applied setting.
--Exiting-----
Microsoft (R) Windows Script Host Version 5.812
Copyright (C) Microsoft Corporation. All rights reserved.

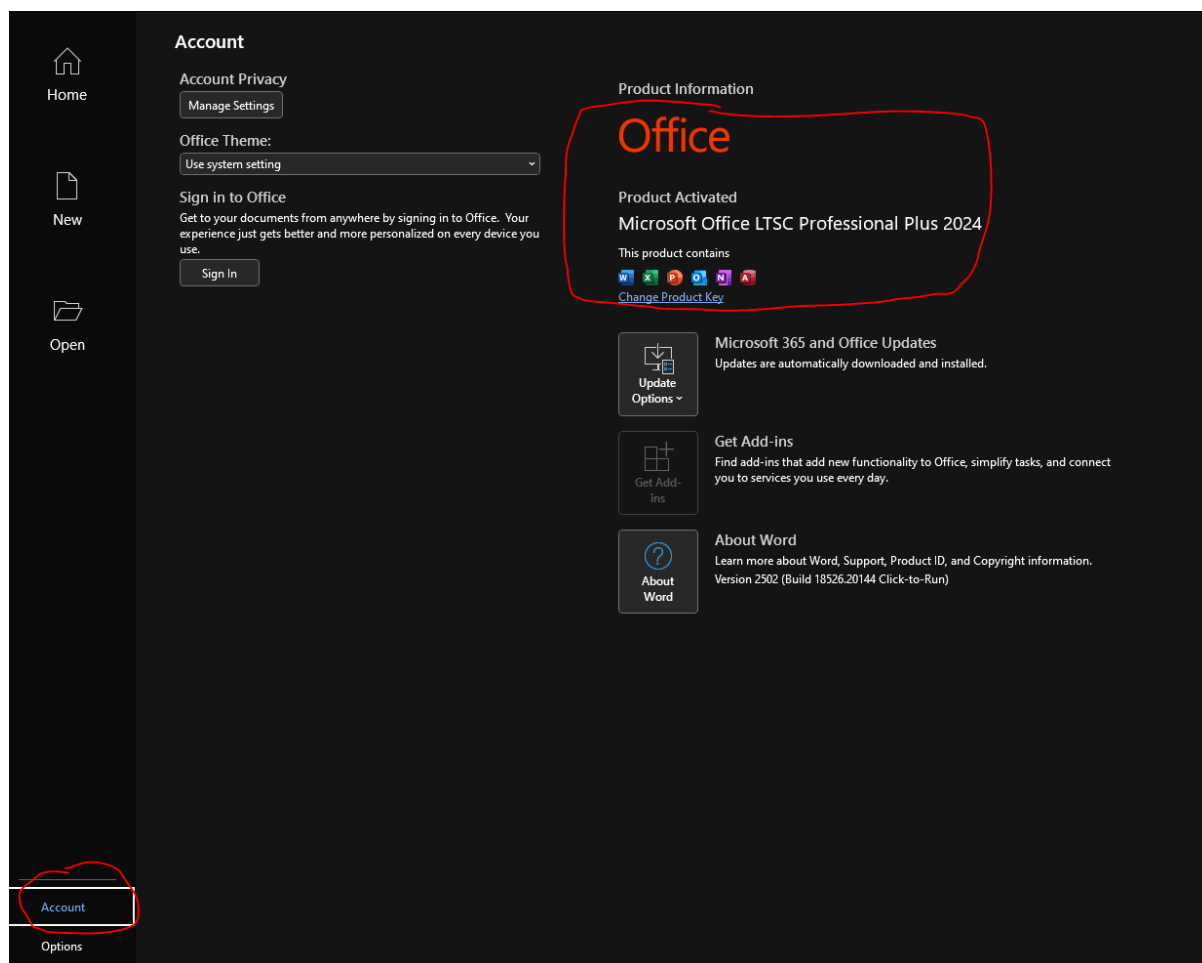
--Processing-----
Successfully applied setting.
--Exiting-----
Microsoft (R) Windows Script Host Version 5.812
Copyright (C) Microsoft Corporation. All rights reserved.

--Processing-----
Installed product key detected - attempting to activate the following product
SKU ID: 8d368fc1-9470-4be2-8d66-90e836cbb051
LICENSE NAME: Office 24, Office24ProPlus2024VL_KMS_Client_AE edition
LICENSE DESCRIPTION: Office 24, VOLUME_KMSCLIENT channel
Last 5 characters of installed product key: GCVGB
Product activation successful
--Exiting-----
Press any key to continue . . .

```

*If you receive response having error code(s),
you may browse the link for solution(s): <https://download.cc.ntu.edu.tw/FAQJ.aspx>*

9. Finally, you may open an arbitrary software of Office 2024, then click **【File】** → **【Account】**, and you will see **【Produce Activated】**.



National Taiwan University
Computer and Information Networking Center
TEL: (02)3366-5023 、 (02)3366-5022
Mail : cchelp@ntu.edu.tw

Copyright © National Taiwan University Computer and Information Networking Center
All Rights Reserved